

# VISESH INFOTECNICS LTD.



An ISO 9001 : 2008 Company  
508, Arunachal Building, 19 Barakhamba Road,  
New Delhi-1, Ph.: 011-47613300 Fax : 011-47613399  
E-mail : info@viseshinfo.com

Through: Courier

August 23, 2012

To,

The Manager (Listing)  
Bombay Stock Exchange Limited  
Floor 25, Phiroze Jeejeebhoy Towers,  
Dalal Street, Mumbai - 400 001

**Sub: Revised shareholding pattern under Clause 35 Of the Listing Agreement**

Dear Sir/ Madam,

With reference to your letter No. DCS/COMP/SHP/MIS/RP/532411/136/2012, please find enclosed herewith revised Shareholding Pattern for the quarter ended 30<sup>th</sup> June, 2012 under clause 35 of the Listing Agreement.

Kindly take the above information on records and oblige.

Thanking you,

Yours truly,  
**For Vishes Infotecnics Limited**

**Rita Dedhwal**  
Company Secretary

(I)(a) Statement showing Post Shareholding Pattern

Name of the Company : Visesh Infotecnics Limited

Scrip Code, Name of the scrip, class of security : VISESHINFO, EQUITY

As on Date : June 30, 2012

Partly paid-up shares	No. of partly paid-up shares	As a % of total no. of partly paid-up Shares	As a % of total no. of shares of the company
Held by promoter/promoter group	0	0	0
Held by public	0	0	0
<b>Total</b>	<b>0</b>	<b>0</b>	<b>0</b>
Outstanding convertible securities	No. of outstanding securities	As a % of total no. of outstanding convertible securities	As a % of total no. of shares of the company, assuming full conversion of the convertible securities
Held by promoter/promoter group	0	0	0
Held by public	0	0	0
<b>Total</b>	<b>0</b>	<b>0</b>	<b>0</b>
Warrants	No. of warrants	As a % of total no. of warrants	As a % of total no. of shares of the company, assuming full conversion of Warrants
Held by promoter/promoter group			
Held by public			
<b>Total</b>			
<b>Total paid-up capital of the company, assuming full conversion of warrants and convertible securities</b>	<b>Rs.2837410900</b>		

Certified True Copy

For VISESH INFOTECNICS LTD.

*[Signature]*  
Company Secretary

**(I)(a) Statement showing Shareholding Pattern**

Sr. no.	Category of shareholder	Number of shareholders	Total number of shares	Number of shares held in dematerialized form	Total shareholding as a percentage of total number of shares		Shares Pledged or otherwise encumbered	
					As a percentage of (A+B) <sup>1</sup> (VI)	As a percentage of (A+B+C) (VII)	Number of shares (VIII)	As a percentage (IX) = (VIII) / (IV) * 100
(I)	(II)	(III)	(IV)	(V)				
<b>(A)</b>	<b>Promoter and Promoter Group<sup>2</sup></b>							
<b>(1)</b>	<b>Indian</b>							
(a)	Individuals/Hindu Undivided Family	3	28425714	28425714	10.211	10.018	0	0
(b)	Central Government/State Government(s)	0	0	0	0	0	0	0
(c)	Bodies Corporate	3	80200000	0	28.81	28.265	0	0
(d)	Financial Institutions/Banks	0	0	0	0	0	0	0
(e)	Any Other (Total)	0	0	0	0	0	0	0
	<b>Sub-Total (A)(1)</b>	<b>6</b>	<b>108625714</b>	<b>28425714</b>	<b>39.021</b>	<b>38.283</b>	<b>0</b>	<b>0</b>
<b>(2)</b>	<b>Foreign</b>							
(a)	Individuals (Non-Resident Individuals/Foreign Individuals)	0	0	0	0	0	0	0
(b)	Bodies Corporate	0	0	0	0	0	0	0
(c)	Institutions	0	0	0	0	0	0	0
(d)	Any Other (Total)	0	0	0	0	0	0	0
	<b>Sub-Total (A)(2)</b>	<b>0</b>	<b>0</b>	<b>0</b>	<b>0</b>	<b>0</b>	<b>0</b>	<b>0</b>
	<b>Total Shareholding of Promoter and Promoter Group (A)= (A)(1)+(A)(2)</b>	<b>6</b>	<b>108625714</b>	<b>28425714</b>	<b>39.021</b>	<b>38.283</b>	<b>0</b>	<b>0</b>
<b>(B)</b>	<b>Public shareholding<sup>3</sup></b>							
<b>(1)</b>	<b>Institutions</b>							
(a)	Mutual Funds/UTI	0	0	0	0	0	N.A.	N.A.
(b)	Financial Institutions/Banks	1	4250	4250	0.002	0.001	N.A.	N.A.
(c)	Central Government/State Government(s)	0	0	0	0	0	N.A.	N.A.
(d)	Venture Capital Funds	0	0	0	0	0	N.A.	N.A.
(e)	Insurance Companies	0	0	0	0	0	N.A.	N.A.
(f)	Foreign Institutional Investors	0	0	0	0	0	N.A.	N.A.
(g)	Foreign Venture Capital Investors	0	0	0	0	0	N.A.	N.A.
(h)	Any Other (Total)	0	0	0	0	0	N.A.	N.A.

Certified true copy  
For VISESH INFOTECHNICS LTD.

*St.*  
Company Secretary

	<b>Sub-Total (B)(1)</b>	1	4250	4250	0.002	0.001	N.A.	N.A.
<b>(2)</b>	<b>Non-institutions</b>							
(a)	Bodies Corporate	317	145467417	5656367	52.255	51.268	N.A.	N.A.
(b)	Individuals - i. Individual Shareholders Holding Nominal Share Capital Up To Rs. 1 Lakh.	15647	10291958	9972297	3.697	3.627	N.A.	N.A.
	Individuals - ii. Individual Shareholders Holding Nominal Share Capital In Excess Of Rs. 1 Lakh	329	11722620	11722620	4.211	4.131	N.A.	N.A.
(c)	<b>Any Other (Total)</b>	197	2265607	2253007	0.813	0.798	N.A.	N.A.
(c1)	Clearing Member	46	297618	297618	0.107	0.105	N.A.	N.A.
(c2)	Director's & Their Relatives	5	258200	258200	0.093	0.091	N.A.	N.A.
(c3)	Employees	4	1055	1055	0	0	N.A.	N.A.
(c4)	Foreign Bodies Corporate	1	1126000	1126000	0.404	0.397	N.A.	N.A.
(c5)	Non Resident Indian	141	582734	570134	0.209	0.205	N.A.	N.A.
	<b>Sub-Total (B)(2)</b>	16490	169747602	29604291	60.976	59.824	N.A.	N.A.
	<b>Total Public Shareholding (B)= (B)(1)+(B)(2)</b>	16491	169751852	29608541	60.978	59.825	N.A.	N.A.
	<b>TOTAL (A)+(B)</b>	16497	278377566	58034255	100	98.846	0	0
(C)	Shares held by Custodians and against which Depository Receipts have been issued	1	5363524	5363524	N.A.	1.89	N.A.	N.A.
C1	Promoter and Promoter Group	0	0	0	N.A.	0	N.A.	N.A.
C2	Public	1	5363524	5363524	N.A.	1.89	N.A.	N.A.
	<b>GRAND TOTAL (A)+(B)+(C)</b>	16498	283741090	63397779	N.A.	100	0	0

Certified True Copy

For VISESH INFOTECHNICS LTD.


  
Company Secretary

**Statement showing Shareholding of persons belonging to the category "Promoter and Promoter Group"**


Sr. No. (I)	Name of the shareholder (II)	Total Shares held		Shares pledged or otherwise encumbered			Details of warrants		Details of convertible securities		Total shares (including underlying shares assuming full conversion of warrants and convertible securities) as a % of diluted share capital (XII)
		Number (III)	as a % of grand total (A) + (B) + (C) (IV)	Number (V)	as a percentage (VI) = (V) / (III)*100	as a % of grand total (A) + (B) + (C) of sub-clause (I)(a) (VII)	Number of warrants held (VIII)	As a % total number of warrants of the same class (IX)	Number of convertible securities held (X)	As a % total number of convertible securities of the same class (XI)	
1	Peeyush Kumar Aggarwal	21379425	7.535	0	0	0	0	0	0	0	7.535
2	Seema Aggarwal	6887434	2.427	0	0	0	0	0	0	0	2.427
3	Karun Jain	158855	0.056	0	0	0	0	0	0	0	0.056
4	Omkam Capital Markets Pvt. Ltd.	31000000	10.925	0	0	0	0	0	0	0	10.925
5	Omkam Global Capital Pvt. Ltd.	27200000	9.586	0	0	0	0	0	0	0	9.586
6	Omkam Securities Markets Pvt. Ltd.	22000000	7.754	0	0	0	0	0	0	0	7.754
<b>TOTAL</b>		<b>108625714</b>	<b>38.283</b>	<b>0</b>	<b>0</b>	<b>0</b>	<b>0</b>	<b>0</b>	<b>0</b>	<b>0</b>	<b>38.283</b>

Certified True Copy

For VISESH INFOTECHNICS LTD.

  
Company Secretary

11	AGORA REAL ESTATE PVT LTD	270000	0.001	0	0	0	0	0	0	0	0.001
12	AMERIGIOUS REALTY PVT LTD	680000	0.002	0	0	0	0	0	0	0	0.002
13	ARUNALITA CONSUMERIES PVT LTD	680000	0.002	0	0	0	0	0	0	0	0.002
14	ARUN REAL ESTATE PVT LTD	680000	0.002	0	0	0	0	0	0	0	0.002
15	ARUN REAL ESTATE PVT LTD	680000	0.002	0	0	0	0	0	0	0	0.002
16	ARUNWOOD VENTURE PVT LTD	700000	0.002	0	0	0	0	0	0	0	0.002
17	ARUN BUREAU PVT LTD	700000	0.002	0	0	0	0	0	0	0	0.002
18	ARUN SUPPLIES PVT LTD	600000	0.002	0	0	0	0	0	0	0	0.002
19	ARUN TRADELINK PVT LTD	700000	0.002	0	0	0	0	0	0	0	0.002
20	ARUN SECURITIES PVT LTD	600000	0.002	0	0	0	0	0	0	0	0.002
21	ARUN HILL	600000	0.002	0	0	0	0	0	0	0	0.002
22	ARUN PAPER PVT LTD	600000	0.002	0	0	0	0	0	0	0	0.002
23	ARUN TRADELINK PVT LTD	600000	0.002	0	0	0	0	0	0	0	0.002
24	ARUN COMPUTERS	600000	0.002	0	0	0	0	0	0	0	0.002
25	ARUN INTERNATIONAL (ARUN) LTD	600000	0.002	0	0	0	0	0	0	0	0.002
26	ARUN FASHION CONSULTANTS PVT LTD	600000	0.002	0	0	0	0	0	0	0	0.002
TOTAL		60,274	0.002	0	0	0	0	0	0	0	0.002

Certified True Copy  
For VISESH INFOTECHNICS LTD.  
  
Company Secretary

**Statement showing Shareholding of persons belonging to the category "Public" and holding more than 1% of the total number of shares**

Sr. No.	Name of the shareholder	Number of shares	Shares as a percentage of total number of shares {i.e., Grand Total (A)+(B)+(C) indicated in Statement at para (I)(a) above}	Details of warrants		Details of convertible securities		Total shares (including underlying shares assuming full conversion of warrants and convertible securities) as a % of diluted Share Capital
				Number of warrants held	As a % total number of warrants of the same class	Number of convertible securities held	% w.r.t total number of convertible securities of the same class	
1	PATALIPUTRA INTERNATIONAL LIMITED	7050000	2.485	0	0	0	0	2.485
2	GAZALA CONSTRUCTION PVT LTD	6500000	2.291	0	0	0	0	2.291
3	SUNFLOWER COMMOALES PVT LTD	5500000	1.938	0	0	0	0	1.938
4	WALTON CONSTRUCTION PVT LTD	5750000	2.026	0	0	0	0	2.026
5	ADILA TRADERS PVT LTD	5825000	2.053	0	0	0	0	2.053
6	RADFORD REAL ESTATE PVT LTD	7000000	2.467	0	0	0	0	2.467
7	ADDO CONSTRUCTION PVT LTD	7500000	2.643	0	0	0	0	2.643
8	AILISH TRADERS PVT LTD	5400000	1.903	0	0	0	0	1.903
9	PARKWAY PROPERTIES PVT LTD	6125000	2.159	0	0	0	0	2.159
10	V AND R YARNS PVT LTD	5550000	1.956	0	0	0	0	1.956
11	AGRATA REAL ESTATE PVT LTD	7500000	2.643	0	0	0	0	2.643
12	MERITORIOUS REALTY PVT LTD	6625000	2.335	0	0	0	0	2.335
13	JAYALALITA COMMODITIES PVT LTD	6500000	2.291	0	0	0	0	2.291
14	KINITA REAL ESTATE PVT LTD	4500000	1.586	0	0	0	0	1.586
15	ANVITA REAL ESTATE PVT LTD	6000000	2.115	0	0	0	0	2.115
16	ROSEWOOD VINTRADE PVT LTD	7000000	2.467	0	0	0	0	2.467
17	NAROIS IMPEX PVT LTD	3200000	1.128	0	0	0	0	1.128
18	AMAZING SUPPLIERS PVT LTD	6500000	2.291	0	0	0	0	2.291
19	WELLMAN TRADELINK PVT LTD	7500000	2.643	0	0	0	0	2.643
20	AANSAL SECURITIES PVT LTD	6500000	2.291	0	0	0	0	2.291
21	PAVITRA MALL MANAGEMENT CO PVT LTD	4950000	1.745	0	0	0	0	1.745
22	ACACIO TRADLINK PVT LTD	4250000	1.498	0	0	0	0	1.498
23	ALLIED COMPUTERS INTERNATIONAL (ASIA) LTD	5500000	1.938	0	0	0	0	1.938
24	HAMRAJ FASHION CONSULTANTS PVT LTD	3875000	1.366	0	0	0	0	1.366
	<b>Total</b>	<b>142600000</b>	<b>50.258</b>	<b>0</b>	<b>0</b>	<b>0</b>	<b>0</b>	<b>50.258</b>

Certified True Copy  
For VISESH INFOTECHNICS LTD.

Company Secretary

**Statement showing Shareholding of persons belonging to the category "Public" and holding more than 5% of the total number of shares**

Sr. No.	Name of the shareholder	Number of shares	Shares as a percentage of total number of shares {i.e., Grand Total (A)+(B)+(C) indicated in Statement at para (I)(a) above}	Details of warrants		Details of convertible securities		Total shares (including underlying shares assuming full conversion of warrants and convertible securities) as a % of diluted
				Number of warrants held	As a % total number of warrants of the same class	Number of convertible securities held	% w.r.t total number of convertible securities of the same class	
NIL								

**(D)(e) Statement showing details of locked-in shares**

Sr. No.	Name of the shareholder	Number of locked-in shares	Locked-in shares as a percentage of total number of shares {i.e., Grand Total (A)+(B)+(C) indicated in Statement at para (I)(a) above}
1	PATALIPUTRA INTERNATIONAL LIMITED	4250000	1.498
2	PEEYUSH KUMAR AGGARWAL	9164730	3.23
3	OMKAM CAPITAL MARKETS PRIVATE LIMITED	31000000	10.925
4	GAZALA CONSTRUCTION PVT LTD	6500000	2.291
5	SUNFLOWER COMMOALES PVT LTD	5500000	1.938
6	WALTON CONSTRUCTION PVT LTD	5750000	2.026
7	ADILA TRADERS PVT LTD	5825000	2.053
8	RADFORD REAL ESTATE PVT LTD	7000000	2.467
9	ADDO CONSTRUCTION PVT LTD	7500000	2.643
10	AILISH TRADERS PVT LTD	5400000	1.903
11	PARKWAY PROPERTIES PVT LTD	6125000	2.159
12	V AND R YARNS PVT LTD	5550000	1.956
13	AGRATA REAL ESTATE PVT LTD	7500000	2.643
14	MERITORIOUS REALTY PVT LTD	6625000	2.335
15	JAYALALITA COMMODITIES PVT LTD	6500000	2.291
16	KINITA REAL ESTATE PVT LTD	4500000	1.586
17	ANVITA REAL ESTATE PVT LTD	6000000	2.115
18	ROSEWOOD VINTRADE PVT LTD	7000000	2.467
19	NAROIS IMPEX PVT LTD	3200000	1.128
20	AMAZING SUPPLIERS PVT LTD	6500000	2.291
21	WELLMAN TRADELINK PVT LTD	7500000	2.643
22	AANSAL SECURITIES PVT LTD	6500000	2.291
23	PAVITRA MALL MANAGEMENT CO PVT LTD	4950000	1.745
24	ACACIO TRADLINK PVT LTD	4250000	1.498
25	ALLIED COMPUTERS INTERNATIONAL (ASIA) LTD	5500000	1.938
26	HAMRAJ FASHION CONSULTANTS PVT LTD	3875000	1.366
27	OMKAM GLOBAL CAPITAL PVT LTD	27200000	9.586
28	OMKAM SECURITIES PVT LTD	22000000	7.754
	<b>Total</b>	<b>229164730</b>	<b>80.766</b>

Certified True Copy

For VISESH INFOTECNICS LTD.

*[Signature]*  
Company Secretary

**(II)(a) Statement showing details of Depository Receipts (DRs)**


Sr. No.	Type of outstanding DR (ADRs, GDRs, SDRs, etc.)	Number of outstanding DRs	Number of shares underlying outstanding DRs	Shares underlying outstanding DRs as a percentage of total number of shares {i.e., Grand Total (A)+(B)+(C) indicated in Statement at para (I)(a) above}
1.	GDR	2681762	5363524	1.89
	<b>TOTAL</b>	<b>2681762</b>	<b>5363524</b>	<b>1.89</b>

**(II)(b) Statement showing holding of Depository Receipts (DRs), where underlying shares held by 'promoter/promoter group' are in excess of 1% of the total number of shares**

Sr. No.	Name of the DR Holder	Type of outstanding DR (ADRs, GDRs, SDRs, etc.)	Number of shares underlying outstanding DRs	Shares underlying outstanding DRs as a percentage of total number of shares {i.e., Grand Total (A)+(B)+(C) indicated in Statement at para (I)(a) above}
		<b>TOTAL</b>	<b>0</b>	<b>0</b>

Certified True Copy

For VISESH INFOTECHNICS LTD.

  
Company Secretary